



POLISHERS FOR EXPANDING RUBBER WHEEL bench and column type

Power ratings from Hp 1 to HP3 for expansion wheels diameter 150 mm to 200 mm

DESIGNED FOR INDUSTRIAL USE, THEY ARE USED FOR SANDING AND POLISHING OPERATIONS: THROUGH CENTRIFUGAL FORCE, THE RUBBER WHEEL EXPANDS KEEPING THE ABRASIVE BELT IN PLACE TO CARRY OUT THE MACHINING.

Technical features:

- Cast iron body, to ensure maximum stability and the absence of vibrations
- Mechanical components manufactured and machined in-house to guarantee Stefani's Made in Italy quality
- Fully rectified and dynamically balanced wheel shaft
- Clamping flanges turned from billet to totally eliminate the risk of vibration
- Safety guards made of high-strength sheet steel, equipped with suction connections
- Start/stop/emergency buttons and anti-reset functionality
- Compliant with EC standards

Optional:

- Cast-iron column
- 24-Volt electrical equipment (in cases not provided for by regulations)
- Exhauster

On request:

- Expansion rubber wheel
- Speed 1400/2800 rpm
- Electronic speed variator
- Motor brake
- Increased shaft length



Via Villorosi 71 - 20029 Turbigo MI

P.IVA e C.F. 11336420150

Tel. +39.0331.899144

Fax +39.0331.890178





info@stefanisrl.it - www.stefanisrl.it

POLISHERS FOR EXPANDING RUBBER WHEEL

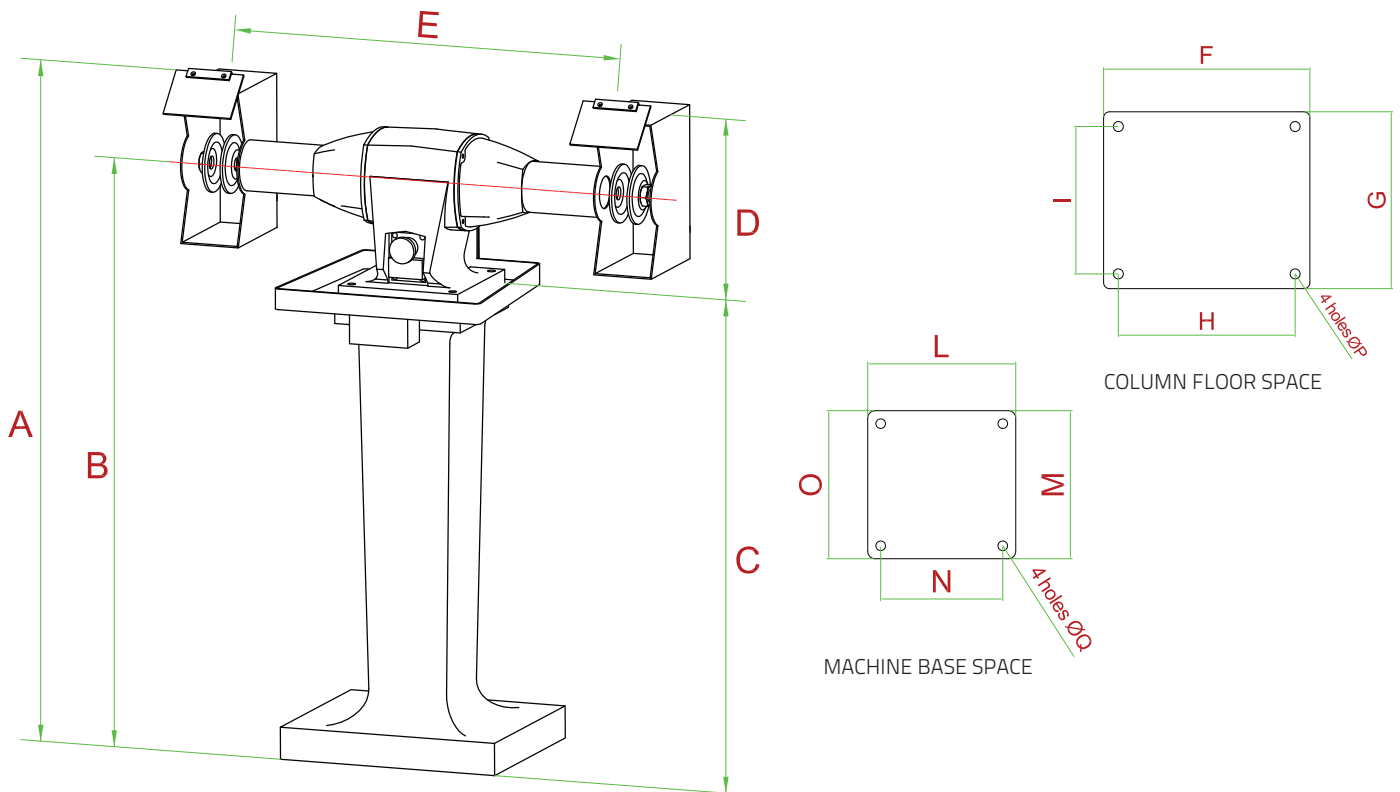
bench and column type

Power ratings from Hp 1 to Hp 3
for expansion wheels
diameter 150 mm to 200 mm

POLISHER PL TECHNICAL DATA

MODEL	Hp	Kw					
						rpm	Ø max mm x thickness mm
PL/4T	1	0,75	3-phase – 50 Hz	2800	Ø 150x100	35	66
PL/5T	1,5	1,12	3-phase – 50 Hz	2800	Ø 150x100	40	71
PL/6T	1,5	1,12	3-phase – 50 Hz	2800	Ø 200x100	58	104
PL/7T	2	1,49	3-phase – 50 Hz	2800	Ø 200x100	63	109
PL/8T	3	2,24	3-phase – 50 Hz	2800	Ø 200x150	78	124

OVERALL DIMENSIONS - POLISHERS FOR EXPANDING RUBBER WHEEL, BENCH AND COLUMN TYPE



TYPE	POWER		A mm	B mm	C mm	D mm	E mm	F mm	G mm	H mm	I mm	L mm	M mm	N mm	O mm	ØP mm	ØQ mm
	KW	HP															
PL/4	0,75	1	1010	895	710	300	670	350	300	300	250	200	200	165	165	17	12
PL/5	1,12	1,5	1010	895	710	300	680	350	300	300	250	200	200	165	165	17	12
PL/6	1,12	1,5	1050	900	710	340	850	350	350	285	295	210	210	170	170	17	12
PL/7	1,49	2	1050	900	710	340	860	350	350	285	295	210	210	170	170	17	12
PL/8	2,24	3	1105	900	710	395	900	350	350	285	295	210	210	170	170	17	12

Expansion rubber wheel excluded. Illustrations may include optional accessories. Stefani S.r.l. reserves the right to make changes or improvements without notice.

